

Helping Pets Live Happier Lives

3508 East Main Street, Morgantown, PA 19543

Phone: 610-286-0018 • Fax: 610-286-0021

Email: info@mypetsbrace.com

We look forward to helping your dog/patient walk and play comfortably again with the help of a custom brace. An effective brace starts with the creation of a well-formed cast taken by a veterinarian or rehabilitation professional.

If the veterinarian or rehabilitation facility does not have the materials to make the fiberglass cast, a casting kit may be ordered from the My Pet's Brace website or by calling 610-286-0018.

Please follow the process below:

- Step 1:** Veterinarian or rehabilitation professional reads the casting instructions below and watches the *Knee Brace Casting Tutorial* video at mypetsbrace.com/casting-videos.
- Step 2:** Veterinarian or rehabilitation professional takes a cast of the dog's leg.
- Step 3:** Veterinarian or rehabilitation professional completes the *Knee Brace Order Form*.
- Step 4:** Mail the cast and *Knee Brace Order Form* to My Pet's Brace in Morgantown, PA (address above).
- Step 5:** Email or text a side view picture of the dog standing to info@mypetsbrace.com or 610-286-0018.
- Step 6:** Once the cast is received, My Pet's Brace calls the purchaser of the brace to take payment and provide the specific date the brace will be completed and shipped from our facility.

Braces are fabricated in 5 business days and include a no-hassle 120 day warranty. The brace may need to be mailed back to My Pet's Brace for adjustments. This is a normal part of the brace process. Because our devices are custom-made and will not fit any other pet, no refunds can be offered by My Pet's Brace. Visit our website for more information.

KNEE BRACE CASTING INSTRUCTIONS



- 1) Watch *Knee Brace Casting Tutorial* video at www.mypetsbrace.com/casting-videos.



- 2) Have a helper sit on the opposite side of the dog's injured leg. The helper will hold the stockinet and rubber tubing cutting strip with one hand and support the dog from sitting with the other hand underneath the dog's belly. Position the dog in a normal/corrected standing position, with the dog's knee NOT flexed more than 10 degrees. There is no need to sedate the dog (unless there are extreme circumstances).



- 3) Have a bowl of lukewarm water, a sharp utility knife, a pair of bandage scissors, and a marker readily available.



- 4) Hold the casting tape underwater for 10 seconds, then squeeze water out three times.



5) Start the cast by quickly wrapping the tape from just below the hock to as high as possible medially in the groin. Overlap each layer by about half the tape's width. The cast should have no more than 2–3 layers total. Trim any excess tape.



10) Tape or rubber band the cast together without deforming the cast. Write the dog's name on the cast.



6) Mold the tape to conform to bony prominences. Massage the layers together.



11) Record measurements on the *Knee Brace Order Form* in centimeters using a soft tape measure.

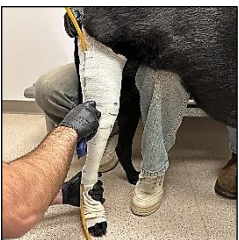
Length measurement 1 – inside of groin to inside of knee center



7) Use the permanent marker to trace the rubber tubing. Draw several hash marks perpendicular to the rubber tubing line.



12) Length measurement 2 – inside of knee center to inside of hock center



8) Use the utility knife to cut the cast off before the casting tape completely hardens (less than 4 minutes). Do not wait too long. Cast will still be a little soft.



13) Email or text a side view picture of the dog while he/she is standing. Take the picture at dog's eye level. Do not take the picture when the cast is on the dog's leg.

Email: info@mypetsbrace.com
Text: 610-286-0018



9) Cut the stockinet off with the bandage scissors and remove the cast from the dog's leg.



14) Mail cast and *Knee Brace Order Form* to:

My Pet's Brace
3508 East Main Street
Morgantown, PA 19543

THE LEG WILL NEED TO BE RECAST IF IT IS NOT FORMED CORRECTLY

Accepted

- Leg is in a normal standing position
- Cast is high in the groin
- Casting tape is fully adhered to itself
- The measurements of the dog's leg closely match the same measurements of the cast

Eg: Inside of groin to knee center of dog = 16 CM

Eg: Inside of groin to knee center of cast = 14 CM



Rejected

- Leg is flexed
- Cast is not high in the groin
- Casting tape is coming apart
- The measurements of the dog's leg do not closely match the same measurements of the cast

Eg: Inside of groin to knee center of dog = 16 CM

Eg: Inside of groin to knee center of cast = 7 CM



Top Too Short Too Flexed

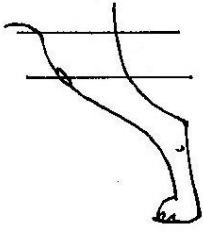
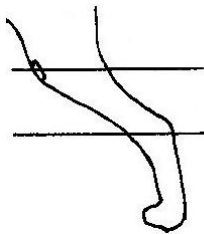


Mail This Form & The Pet's Cast To:
 My Pet's Brace
 3508 E Main St, Morgantown, PA 19543

KNEE BRACE ORDER FORM

READ INSTRUCTIONS ON PAGES 1 & 2. THIS PAGE IS TO BE COMPLETED BY THE VETERINARY PROFESSIONAL. SEND A SIDE VIEW PICTURE OF THE DOG STANDING TO INFO@MYPETSBRACE.COM OR TEXT IT TO 610-286-0018.

PET INFORMATION

Pet Name:		Breed:		Weight: _____ lbs	
Age:	Gender: <input type="checkbox"/> Male <input type="checkbox"/> Female <input type="checkbox"/> Neutered/Spayed	Affected Side/Brace For: <input type="checkbox"/> Left <input type="checkbox"/> Right			
Body Condition Score: <input type="checkbox"/> 1 (Too Thin) <input type="checkbox"/> 2 <input type="checkbox"/> 3 <input type="checkbox"/> 4 <input type="checkbox"/> 5 (Ideal) <input type="checkbox"/> 6 <input type="checkbox"/> 7 <input type="checkbox"/> 8 <input type="checkbox"/> 9 (Too Heavy)					
Diagnosis:			Any Masses: <input type="checkbox"/> Yes <input type="checkbox"/> No		
			Cast Taken While Dog Is: <input type="checkbox"/> Standing <input type="checkbox"/> Laying Down		
Length Measurement In CM <u>Inside</u> of Groin to <u>Inside</u> of Knee Center:			Length Measurement In CM <u>Inside</u> of Knee Center to <u>Inside</u> of Hock Center:		
					

Brace Color (See Color Chart):

VET/REHAB INFORMATION

Facility Name:			Date:		
Street:		City:		State:	Zip:
Phone:		Email:			

Vet Name (Print): _____ **Vet Signature:** _____

OWNER INFORMATION

Owner Name (Print):			Owner Signature:		
Street:		City:		State:	Zip:
Phone:		Email:			

Warranty & Adjustments: My Pet's Brace will repair or replace straps, liners, pads, buckles or soling for no charge within 120 days. My Pet's Brace will repair or replace the plastic superstructure and mechanical hinges for no charge if they fail from defect within one year. The brace may need to be mailed to My Pet's Brace for adjustments. This is a normal part of the brace process. Because devices are custom-made for each pet, no refunds, returns or exchanges can be offered by My Pet's Brace. By signing above, I understand and agree to the My Pet's Brace warranty and no refunds policy.

FABRICATION/SHIPPING INFORMATION

Fabrication Time: Standard: 5 business days
 Expedite: 2 business days - Additional \$150/brace & **Subject To Availability**

Ship Completed Brace To: Pet Owner Vet/Rehab Facility

Shipping Method (Shipping of completed brace to owner/vet)

USA: UPS Ground – Free 3 Day* 2 Day* Next Day*

International: UPS Ground* UPS Expedited* *Fees Apply

BILLING INFORMATION (Fabrication begins once full payment has been received)

Who To Bill: Pet Owner Vet/Rehab Facility

Payment: Credit Card Care Credit Scratchpay Check (include with this form)

Card Number: _____ Exp Date: _____ Security Code: _____

I Want To Give My Credit Card Number Over The Phone, Please Call Me: Yes No



COLOR CHART

Solid Colors

White	Tan	Yellow	Orange
Light Pink	Neon Pink <small>*only for dogs under 130 lbs</small>	Red	Teal
Green	Dark Green	Purple	Light Blue
Royal Blue	Navy Blue	Brown	Black

Patterns

Patterns range in size. Depending on the size/shape of your pet's brace, you may only see a portion of your chosen pattern.

Zebra* <small>*background can be any solid color, ie neon pink zebra</small>	Pirates* <small>*pirates can be any solid color, ie red pirates</small>	Sugar Skulls <small>(navy background)</small>	Yellow/Orange Swirl
Purple Splash	Starry Night	Sharks	Blue Swirl
Blue Raindrops	Graffiti	Color Burst	Leopard
Wood Grain	Red/Brown Dog Hair	Camo	Green Camo
Woodland	Carbon Fiber	Cosmos	Flags

Colors may appear different in person. Choice of colors are subject to change depending on availability.