



3508 East Main Street
Morgantown, PA 19543

Phone: 610-286-0018
Fax: 610-286-0021
Email: info@mypetsbrace.com

Thank you for contacting My Pet's Brace. We look forward to helping your dog/patient walk and play comfortably again with the help of a custom brace. An effective custom brace starts with the creation of a well-formed cast taken by a veterinarian or rehabilitation professional.

If the veterinarian or rehabilitation facility does not have the materials to make the fiberglass cast, a casting kit may be ordered from the My Pet's Brace website or by calling 610-286-0018.

Please follow the process below:

- Step 1:** Veterinarian or rehabilitation professional reads the casting instructions below and watches the *Elbow Brace Casting Tutorial* video at mypetsbrace.com/casting-videos.
- Step 2:** Veterinarian or rehabilitation professional takes a cast of the dog's leg.
- Step 3:** Veterinarian or rehabilitation professional completes the *Elbow Brace Order Form*
- Step 4:** Mail the cast and *Elbow Brace Order Form* to My Pet's Brace in Morgantown, PA (address above).
- Step 5:** Once the cast is received, My Pet's Brace calls the purchaser of the brace to take payment and provide the specific date the brace will be completed and shipped from our facility.
- Step 6:** Veterinarian or rehabilitation professional fits the brace on the dog. Read the Fit and Care Instructions included with the brace.

Braces are fabricated in 5 business days and include a no-hassle 120 day warranty. Because our devices are custom-made and will not fit any other pet, no refunds can be offered by My Pet's Brace. Visit our website for more information.

Elbow Casting Instructions

- 1) Watch *Elbow Brace Casting Tutorial* video at www.mypetsbrace.com/casting-videos. The casting procedure for a custom brace is a different process than casting for a broken bone, disease or injury.
- 2) Have a helper sit on the opposite side of the dog's injured leg. The helper will hold the stockinet and rubber tubing cutting strip. Position the dog in a normal/corrected standing position. If there is a contracture, cast the leg in the most functional position. There is no need to sedate the dog (unless there are extreme circumstances).
- 3) Have a bowl of lukewarm water, a sharp utility knife, a pair of bandage scissors and a marker readily available.
- 4) Hold the casting tape underwater for 10 seconds, then squeeze water out three times.
- 5) Start the cast by quickly wrapping the tape from the carpus to the axilla. Overlap each layer no more than 2-3 times, cutting off any excess tape not needed.
- 6) Mold the tape to conform to bony prominences. Massage the layers together.
- 7) Use the marker to trace the rubber tubing. Draw several hash marks perpendicular to the rubber tubing line.
- 8) Use the utility knife to cut the cast off before the casting tape completely hardens (less than 4 minutes). Do not wait too long. Cast will still be a little soft.
- 9) Remove the rubber tubing cutting strap. Cut the stockinet off with the bandage scissors and remove the cast from the dog's leg.
- 10) Tape or rubber band the cast together without deforming the cast. Write the dog's name on the cast.
- 11) Complete the *Elbow Brace Order Form* and record all measurements in centimeters using a softtape measure.
- 12) Email a front and side view picture of the dog while he/she is standing. Take the picture at dog's eye level. Do not take the picture when the cast is on the dog's leg. Email pictures to: info@mypetsbrace.com.
- 13) Mail cast and *Elbow Brace Order Form* to My Pet's Brace in Morgantown, PA (address above).



Mail This Form & The Dog's Cast To:
 My Pet's Brace
 3508 E Main St, Morgantown, PA 19543

ELBOW BRACE ORDER FORM

READ INTRUCTIONS ON PAGES 1 & 2. THIS PAGE IS TO BE COMPETED BY THE VETERINARY PROFESSIONAL. SEND A SIDE VIEW PHOTO OF THE DOG STANDING TO INFO@MYPETSBRACE.COM OR TEXT IT TO 610-286-0018.

PET INFORMATION

Pet Name:		Breed:		Weight:	lbs
Age:	Gender: <input type="checkbox"/> Male <input type="checkbox"/> Female <input type="checkbox"/> Neutered/Spayed	Affected Side/Brace For: <input type="checkbox"/> Left <input type="checkbox"/> Right			
Body Condition Score: <input type="checkbox"/> 1 (Too Thin) <input type="checkbox"/> 2 <input type="checkbox"/> 3 <input type="checkbox"/> 4 <input type="checkbox"/> 5 (Ideal) <input type="checkbox"/> 6 <input type="checkbox"/> 7 <input type="checkbox"/> 8 <input type="checkbox"/> 9 (Too Heavy)					
Diagnosis:			Any Masses: <input type="checkbox"/> Yes <input type="checkbox"/> No		
Cast Taken While Dog Is: <input type="checkbox"/> Standing <input type="checkbox"/> Laying Down					
Device Requested: <input type="checkbox"/> Elbow Brace with Joints <input type="checkbox"/> Elbow Brace without Joints <input type="checkbox"/> Add Anterior Shell (+\$300, non-jointed brace only)					
Length Measurements In CM			Circumference Measurements In CM		
Axilla (armpit) to Elbow Joint:		Upper Most Circumference:			
Elbow Joint to Carpal Joint:		At Elbow Joint:			
		At Carpal Joint:			

Brace Color (See Color Chart):

VET/REHAB INFORMATION

Facility Name:			Date:		
Street:	City:	State:	Zip:		
Phone:	Email:				
Vet Name (Print):			Vet Signature:		

OWNER INFORMATION

Owner Name (Print):			Owner Signature:		
Street:	City:	State:	Zip:		
Phone:	Email:				

Warranty & Adjustments: My Pet's Brace will repair or replace straps, liners, pads, buckles or soling for no charge within 120 days. My Pet's Brace will repair or replace the plastic superstructure and mechanical hinges for no charge if they fail from defect within one year. The brace may need to be mailed to My Pet's Brace for adjustments. This is a normal part of the brace process. Because devices are custom-made for each pet, no refunds, returns or exchanges can be offered by My Pet's Brace. By signing above, I understand and agree to the My Pet's Brace warranty and no refunds policy.

FABRICATION/SHIPPING INFORMATION

Fabrication Time: <input type="checkbox"/> Standard: 5 business days <input type="checkbox"/> Expedite: 2 business days - Additional \$150/brace & Subject To Availability					
Ship Completed Brace To: <input type="checkbox"/> Pet Owner <input type="checkbox"/> Vet/Rehab Facility					
Shipping Method (Shipping of completed brace to owner/vet)					
USA:	<input type="checkbox"/> UPS Ground – Free	<input type="checkbox"/> 3 Day*	<input type="checkbox"/> 2 Day*	<input type="checkbox"/> Next Day*	
International:	<input type="checkbox"/> UPS Ground*	<input type="checkbox"/> UPS Expedited*	*Fees Apply		

BILLING INFORMATION (Fabrication begins once full payment has been received)

Who To Bill: <input type="checkbox"/> Pet Owner <input type="checkbox"/> Vet/Rehab Facility					
Payment: <input type="checkbox"/> Credit Card <input type="checkbox"/> Care Credit <input type="checkbox"/> Scratchpay <input type="checkbox"/> Check (include with this form)					
Card Number:		Exp Date:		Security Code:	
I Want To Give My Credit Card Number Over The Phone, Please Call Me: <input type="checkbox"/> Yes <input type="checkbox"/> No					





















COLOR CHART

Solid Colors

			
White	Light Tan	Yellow	Orange
			
Light Pink	Neon Pink <small>*only for dogs under 130 lbs</small>	Red	Teal
			
Green	Dark Green	Purple	Light Blue
			
Royal Blue	Navy Blue	Brown	Black

Patterns

Patterns range in size. Depending on the size/shape of your pet's brace, you may only see a portion of your chosen pattern.

			
Zebra* <small>*background can be any solid color, ie neon pink zebra</small>	Pirates* <small>*pirates can be any solid color, ie red pirates</small>	Sugar Skulls <small>(navy background)</small>	Yellow/Orange Swirl
			
Purple Splash	Starry Night	Sharks	Blue Swirl
			
Blue Raindrops	Graffiti	Color Burst	Leopard
			
Wood Grain	Red/Brown Dog Hair	Camo	Green Camo
			
Woodland	Carbon Fiber	Cosmos	Flags

Colors may appear different in person. Choice of colors are subject to change depending on availability.